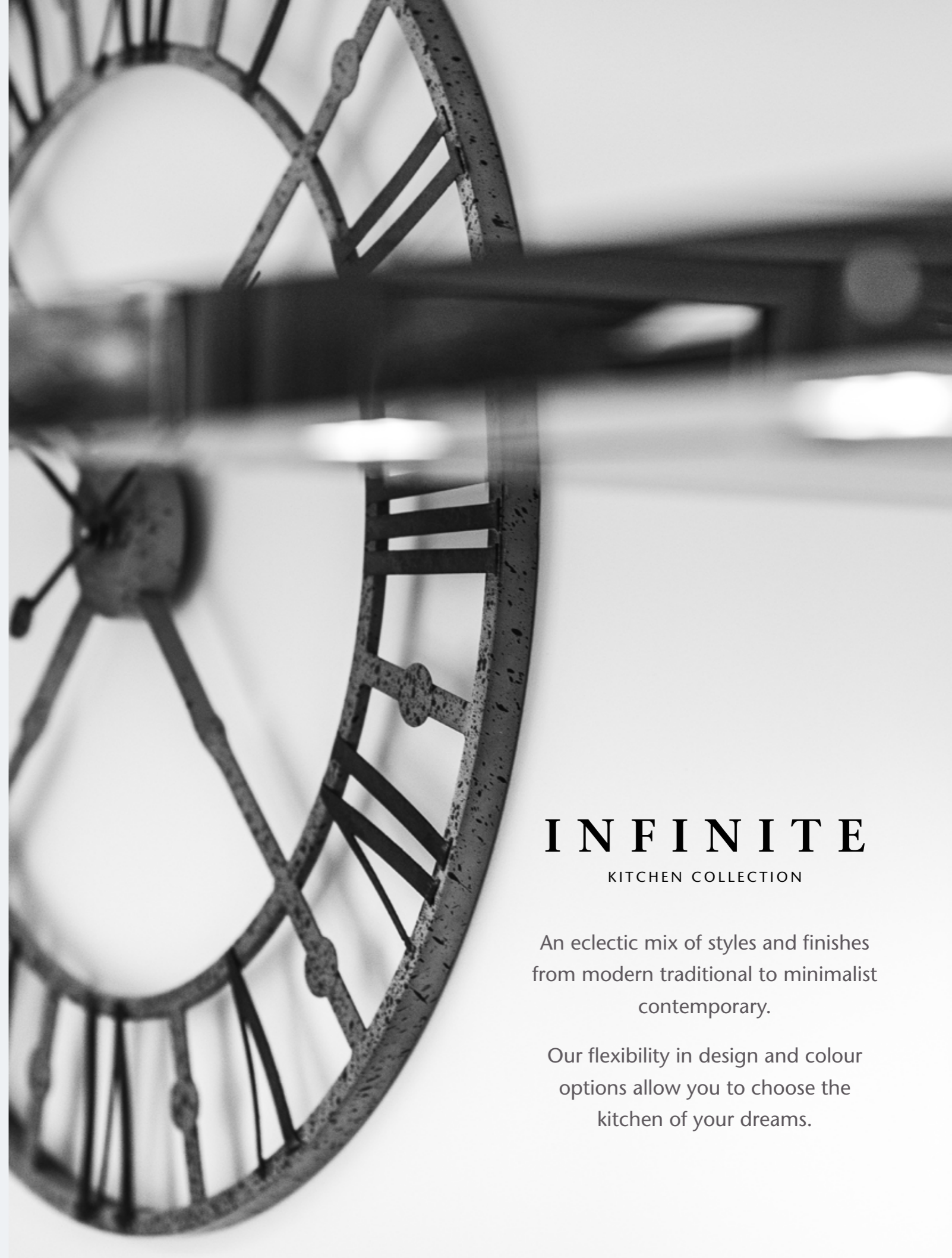




INFINITE
KITCHEN COLLECTION



INFINITE

KITCHEN COLLECTION

An eclectic mix of styles and finishes from modern traditional to minimalist contemporary.

Our flexibility in design and colour options allow you to choose the kitchen of your dreams.



CONTENTS

Horizon Matt	6-7
Horizon Oak and Gloss	8-11
Airo Gloss	12-13
Airo Oak and Gloss	14-15
Airo Gloss Colours	16-17
Airo Bespoke Gloss.....	18-19
Colour Palette.....	20-21
Mowbray Smooth Painted	22-23
Mowbray Light Oak.....	24-25
Mowbray Oak Painted	26-27
Ashbury	28-31
Corbiere Oak	32-33
True Oak.....	34-35
Accent Light Oak.....	36-37
Accent Painted.....	38-39
Finishing Touches	40-41
Monarch Smooth	42-43
Monarch Oak	44-45
Woodsman	46-47
Woodsman Painted.....	48-49
Lambris.....	50-51
Stamford	52-53
Stamford Painted.....	54-55
Edwardian Collection.....	56-57
Mowbray Edwardian Beaded ...	58-59
Door Collection	60



THE INFINITE choice of styles and colour will inspire you to create your dream kitchen. We use the finest materials in a marriage of artisan and modern finishing techniques. All our timber and many of our Italian style kitchens are hand finished in Britain and are a product of over thirty years of development and experience.





HORIZON MATT

- Carbon base units mixed with grey
- Chisel Moulding surrounding wall and tall larder cupboards
- Scalloped Plinth detail
- Letterbox glass doors





HORIZON OAK AND GLOSS

- Straight grained oak with Blue Steel stain
- Contrasted with White Gloss
- Curved doors in oak
- Curved Quarter Round Posts on oven housing



HORIZON OAK AND GLOSS

- Textured oak veneer stained Nero
- Contrasted with Alabaster Gloss
- Chisel Moulding surrounding wall and tall larder cupboards
- Letterbox glass doors



AIRO GLOSS

- Handleless White Gloss
- Chisel Moulding surrounding island open unit
- Extra wide pan drawers below oven housing
- Scalloped Plinth



AIRO OAK AND GLOSS

- Handleless oak veneer finished in Natural Oak
- Contrasting Alabaster High Gloss
- Extra wide pan drawers below oven housing
- Scalloped Plinth



White



Alabaster



Cashmere
16



Light Grey



Dust Grey

AIRO GLOSS

- Dust Grey base units
- Contrasting Light Grey on wall units and oven housing
- External handleless corner posts
- Chisel Moulding around oven housing
- Airo Gloss available in 5 colours



AIRO BESPOKE GLOSS

- Ultra High Gloss
- Bespoke painted any colour to order
- Shown as Airo handleless
- Also available as Horizon





INFINITE

COLOUR PALETTE

Our painted kitchens are available in twenty-six carefully selected colours that can be used individually or in combination with each other.

A BESPOKE MATCHING SERVICE is also available so that we can match to any paint colour or code.

			
White	Porcelain	Snowdrop	Alabaster
			
Ivory	Mussel	Edwardian White	Sahara
			
Truffle	Silt		
			
English Grey	English Blue	Cedar	Sage
			
Fjord			
			
Light Grey	Cashmere	Pebble	Stepping Stone
			
Dust Grey	Lead	Carbon	
			
Bluebell	Edwardian Blue	Heather	Deep Ocean





**MOWBRAY
SMOOTH PAINTED**

- Painted in Snowdrop and Sahara
- Barrel Curved Unit on island
- Profiled Solid Plinth
- Oversized Cornice



MOWBRAY LIGHT OAK

- Matt Lacquered Natural Oak
- Contrasts well in painted kitchens
- Double Tray Units on island
- Gothic handles



MOWBRAY OAK PAINTED

- Painted English Grey
- Feature Concorde wing corbels
- Tall wall cabinets
- Solid Profiled Plinth





ASHBURY

- Painted in Carbon
- Tongue and Groove end panels
- Wide pan drawers on tall larder unit
- Shaker Cornice



ASHBURY

- Painted in Edwardian White
- Contrasting Deep Ocean island
- Curved doors
- Curved Pilasters



CORBIERE OAK

- Painted in Snowdrop
- Matt Lacquered Natural Oak island
- Feature Glazing Bar Doors
- Feature Overmantle



TRUE OAK

- Shaker design with 'stepped' inside profile
- Finished in Natural Oak
- Contrasting tall housing and wall units painted in White
- Feature Overmantle



ACCENT LIGHT OAK

- Alternative contemporary door design
- Horizontal graining to centre panels
- Striking wide bevel profile on rails
- Continuous profile on top and bottom of door emphasises linear look



ACCENT PAINTED

- Painted in Bluebell
- Internal and external curved doors
- Continuous profile running round tops and bottoms of doors
- Block 160 handles

FINISHING TOUCHES

- 1. Half Moon Brushed Steel
- 2. Block 160 Handle
- 3. Square Back Cup Brushed Steel

- 4. Gothic Cast Iron
- 5. Arrow Head Cast Iron
- 6. Knob Brushed Steel

- 7. Knob and Square Back Cup Chrome
- 8. Zeppelin T-Bar Brushed Steel
- 9. D-Handle Brushed Steel

- 10. 35mm Knob Cast Iron
- 11. 55mm Knob Cast Iron
- 12. Genoa Brushed Steel

- 13. Flat Head Cup Brushed Steel





MONARCH SMOOTH

- Painted in Lead
- Timber door with totally smooth painted finish
- Panelled Overmantle
- Wide platerack unit
- Tongue and Groove panel on tall housing



MONARCH OAK

- Painted in contrasting Cedar and Ivory
- Bevelled door design
- Winerack scallops in Natural Oak
- Tongue and Groove panels
- Panelled Overmantle



WOODSMAN

- Natural Character Oak
- Solid centre panels
- Extra wide frame with stepped moulding
- Oversized Cornice



WOODSMAN PAINTED

- Painted in Pebble
- Extra wide frame with stepped moulding
- Gothic cast iron handles
- Quarter Round Columns





LAMBRIS

- Tongue and Groove Solid Oak Panel
- Distressed finish available
- Natural Oak (left)
- Contrasting shades of grey (below)
- Distressed Ivory (right)





STAMFORD

- Natural Oak Matt Finish
- Raised and fielded solid centre panel
- Profiled Drawer Fronts
- Profiled Plinth





STAMFORD PAINTED

- Painted in Sage and Snowdrop
- Raised and fielded solid centre panel
- Solid oak curved doors
- Oversized Cornice



Mowbray Oak 'Craft'
Light Grey



Mowbray Oak 'Bevelled'
Sage



Mowbray Oak 'Craft'
Edwardian White



Mowbray Oak 'Bevelled'
Deep Ocean



Mowbray Oak 'Craft'
Carbon



Edwardian

COLLECTION

These beaded models are a quintessential cornerstone of British design, available with both a contemporary 'Bevelled' design or a more traditional 'Craft' design. With kitchens getting larger and representing more of the total living space of your home, the extra detail of beading adds some welcome individuality to the popular Mowbray shaker design.




MOWBRAY EDWARDIAN BEADED

- Painted in White and Edwardian White
- 'Craft' Beaded
- Feature curved doors
- Large Quarter Round Posts




INFINITE


DOORS available in natural woods and painted



Edwardian
COLLECTION



INFINITE
AIRO & HORIZON



PALETTE





ALBERT HOUSE, VICTORIA HEIGHTS INDUSTRIAL ESTATE, 30 LEWISHER ROAD, LEICESTER LE4 9LR
Tel: (0116) 274 3943 Fax: (0116) 274 3944 Email: sales@marpatt.co.uk Website: www.marpatt.co.uk